


CHARLESTON WINDOW

by

(betypiernaty)

A paper pieced block inspired by Charleston – a fabric collection designed by Amy Sinibaldi for Art Gallery Fabric.



CHARLESTON WINDOW

Requirements

F8 (fat eight):

Stepping Stones Marble {a:2,4,6,8; b:2,4,7; c:2,4,6; f1; g1},

Rainbrella Mist {a:1,3,5; b:1,3,5; c:1,3,5; d:1,3,5; e:1,3,5; h:2,3,4,5; i:2,3,4,5; k:2,3,4,5; l:2,3,4,5},

Rainbrella Shadow {f7; g7; h:1,6,7; i:1,6; j1; k:1,6,7; l:1,6; m1},

Garden of Dreams Rose {a7; e7; f:3,4,5; g:3,4,5; o1},

Ananas Powder {d:2,4,6; e:2,4,6; f:2,6; g:2,6; n:2,3; o:2,3; p:2,3} – if making borders (walls) you will need 1FQ of Ananas Powder;

and

Two rectangles ap. 3x15cm of Pure Elements in Grapefruit {n1; p1}.

Block Assembly:

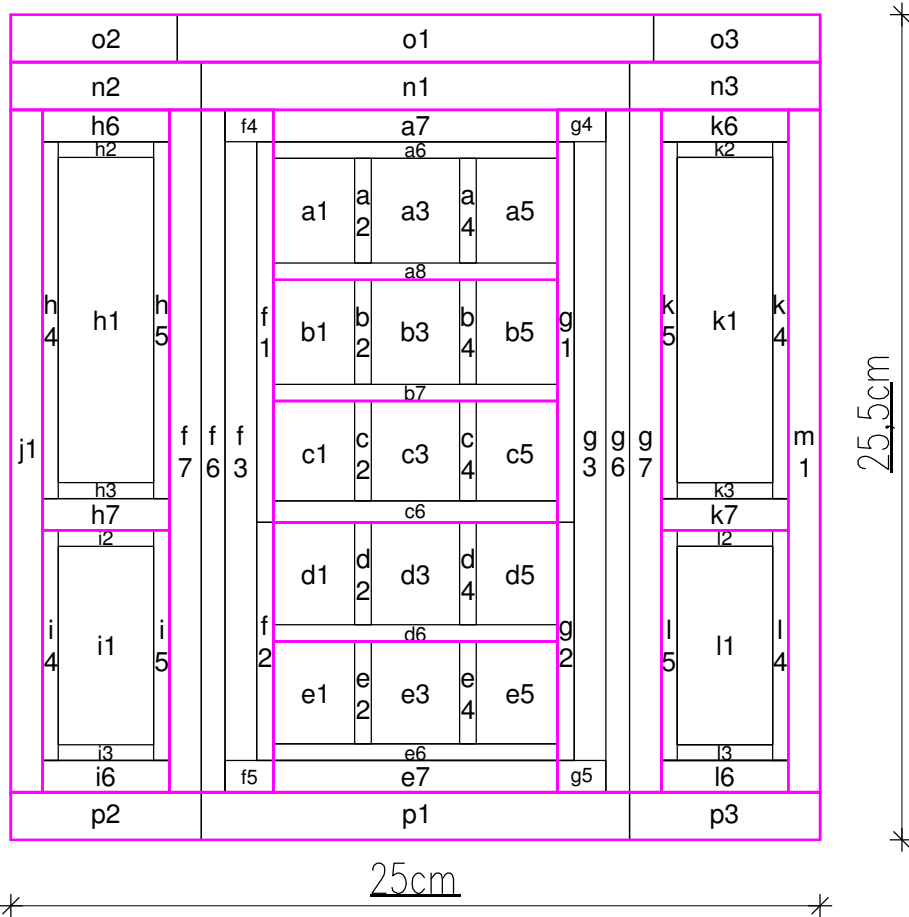
$a+b+c+d+e$	$h+i$	$k+l$
$f+\{a\dots e\}+g$	$j+\{h+i\}$	$\{k+l\}+m$

$\{j\dots i\}+\{f\dots g\}+\{k\dots m\}$	$o+n+\{j\dots m\}+p$
--	----------------------

Remove the papers/ Finished block size measures 25x25,5cm {ap.9,8"x10"}


Want a block with the borders (walls)? – simply attach four rectangles of Ananas Powder: 2x 27cmx10,5cm (left and right sides of the finished window block) and 2x 35cmx8,5cm (top and bottom).

Share your version: #charlestonwindow

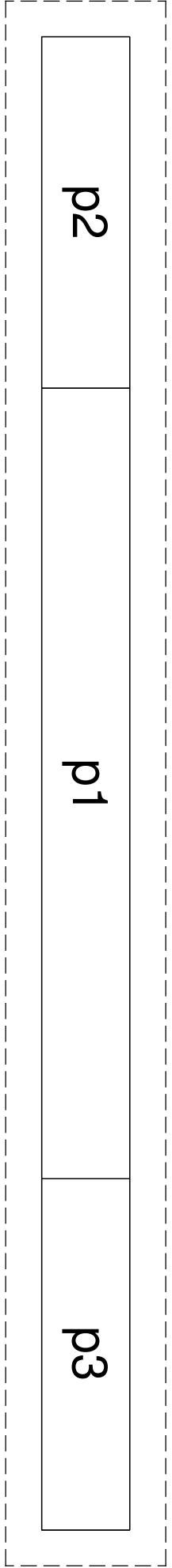
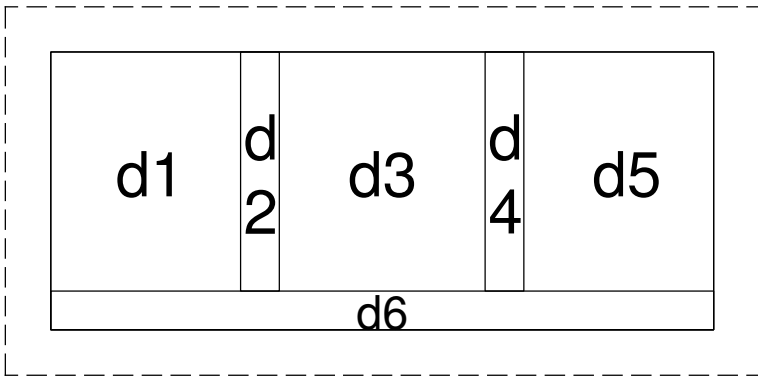
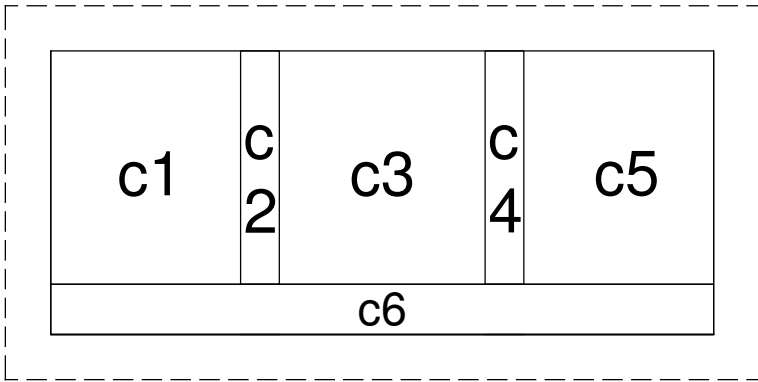
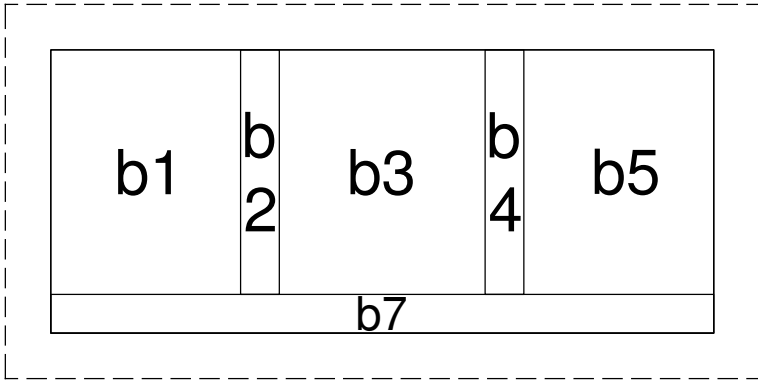
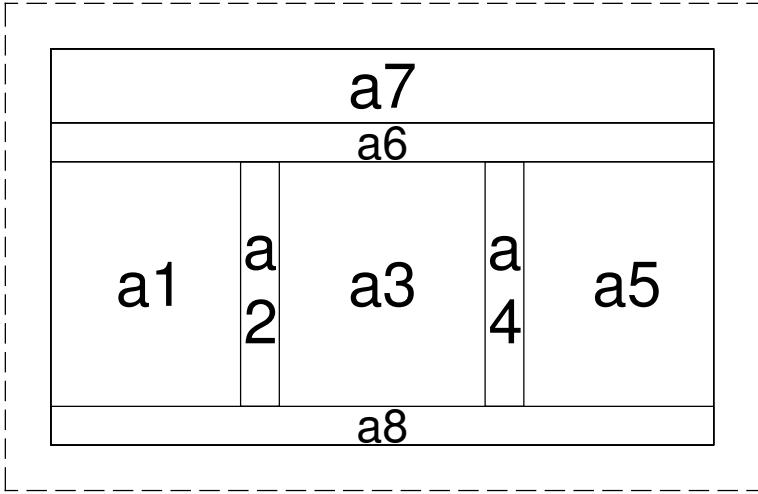
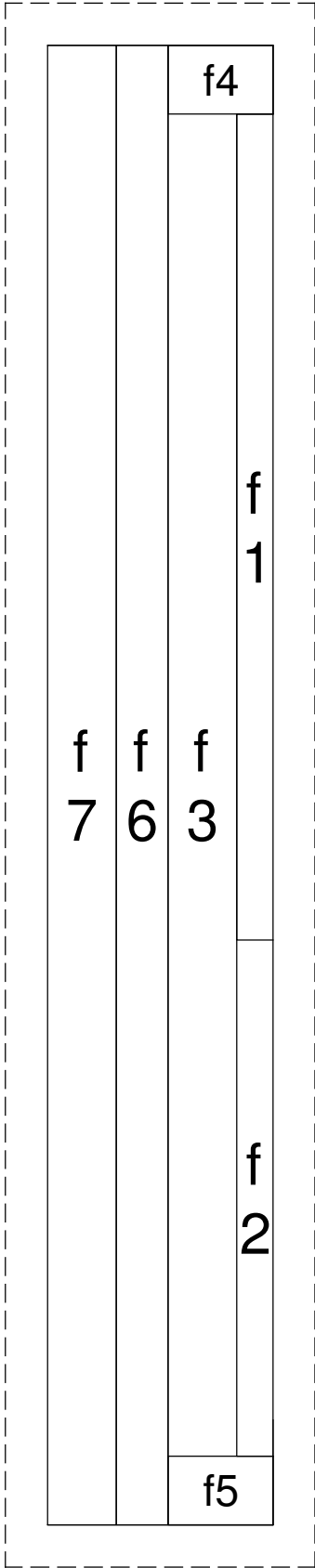


CHARLESTON WINDOW

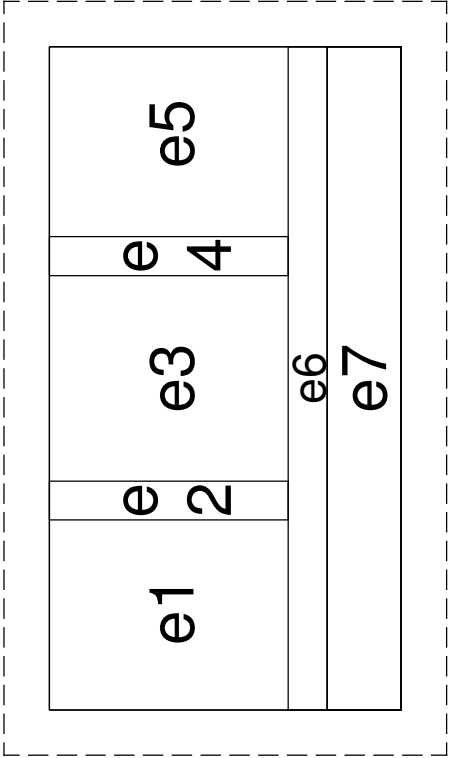
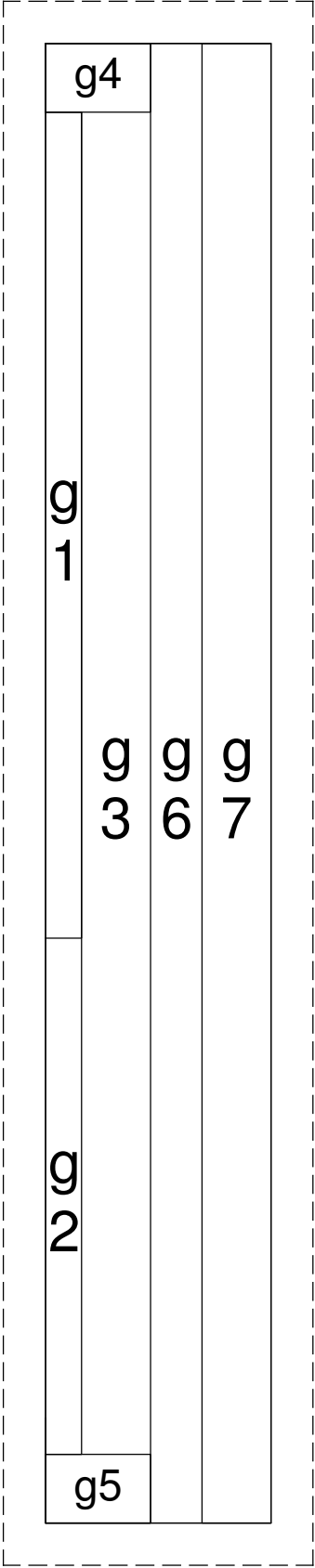
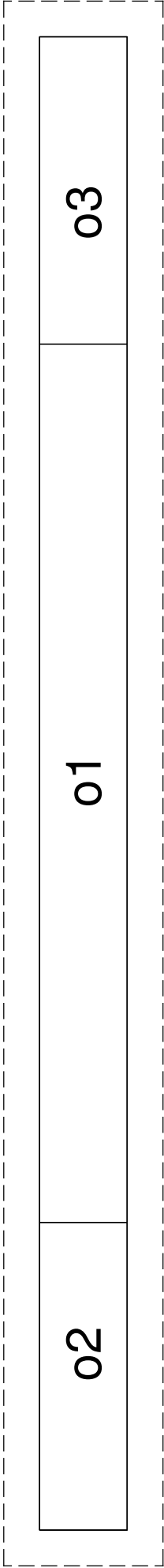
colouring page (pictured window is smaller than the finished block)



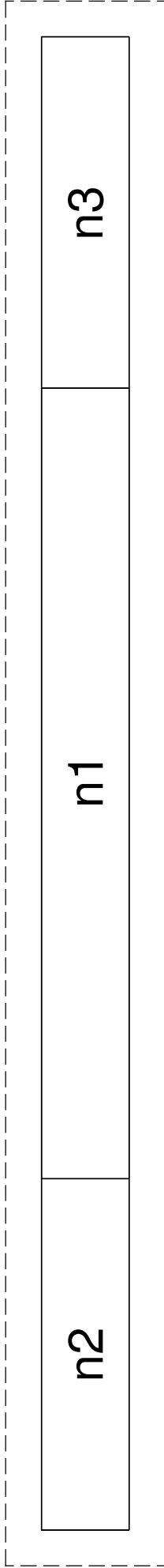
CHARLESTON WINDOW



CHARLESTON WINDOW



1 cm



CHARLESTON WINDOW

